




LED VISOR LIGHTS



*Delta Ray Series (DRLED)
168 High Output LEDs*



*Delta Ray II Series (323105)
84 High Output LEDs*

Federal's DELTA RAY Visor Light establishes new industry standards for innovation and high tech development.

The Delta Ray LED visor light demonstrates Federal Signal's commitment to product creativity and advanced technological development. Delta Ray's unforgettable light intensity and unique flash patterns, designed specifically for law enforcement, offer you the finest visor mounted warning light available.

INTENSE BRIGHTNESS

High output LEDs are strategically arranged to create a 25% larger lighting surface, and provide up to three times the brightness currently available. LEDs provide a more effective light source than typical due to their crisp, clear, distinctive ray, and they can be seen and identified at greater distances. Delta Ray's enlarged lighting surface is packaged within a thin and compact housing with lens and is divided into quadrants of triangular light. Four separate areas of intense brightness have provided for the creation of new and unique warning patterns developed specifically for law enforcement, with the help of law enforcement professionals.

VERSATILE/FUNCTIONAL

The Delta Ray is easy to use, versatile, and installs by securing two attached Velcro® straps to the

vehicle's visor. Two push-button switches control power and allow the user to scroll through 12 special warning patterns. The switches and the 10-ft. DC wire cigar plug are designed for easy operation from either driver or passenger side visor. All Delta Ray models are equipped with "built-in" pattern memory; the last pattern used is the first to display when the unit is turned back on.

RELIABLE

Reliability is ingrained into the concept of the Delta Ray. LEDs provide ultra bright light, and a specially designed housing with lens allows for the free flow of cooling air. The Delta Ray's operating temperature is minimized, and product efficiency maximized by 36 air channels through the housing, and an open-air lens design. In addition, Delta Ray only draws 1.3 amperes at 12.8 volts (max.).

PATTERN INNOVATION

Delta Ray models are available in combinations of red, amber, and blue. These models include new and innovative law enforcement warning patterns such as Sweep, Center Out, Progressive Speed Flash, and Steady Burn.

QUICK REFERENCE

FEATURES

- Superior LED light intensity.
- Innovative 4 area light display.
- 25% larger lighting surface.
- New and unique flash patterns designed specifically for, and by, law enforcement officials.
- Small and compact, fits securely and unnoticed under most vehicle visors.
- "Built-in" pattern memory.
- Highly versatile switches and cigar plug suitable for operation from either side vehicle visor.
- Extremely low amperage draw (1.3 amp. @ 12.8 volts max.).
- Easy to install, secures to most vehicle visors via two attached Velcro cinch straps.
- Designed for long life and high reliability.
- Models available in combinations of red, amber, and blue.

APPLICATIONS

- All police vehicles
- Volunteer vehicles
- Police and Fire Chiefs

RELATED PRODUCTS

- MS4000 Mini-Siren – Bulletin #5112
- DynaMax™ Speaker – Bulletin #6102
- Flashers – Bulletin #3301
- Cuda TriOptic™ – Bulletin #4171
- AS124 Economy Speaker – Bulletin #5200
- Strobe Systems – Bulletin #4131

HOW TO ORDER

1. Specify Delta Ray series model desired.

(Available Colors)



All Red



All Amber



All Blue



Red/Blue



Red/Amber

COLOR/DESCRIPTION

	DELTA RAY II MODEL #	DELTA RAY MODEL #
All Red	323105-44	DRLED-RR1
All Amber	323105-22	DRLED-AA1
All Blue	323105-33	DRLED-BB1
Red/Blue	323105-43	DRLED-RB1
Red/Amber	323105-42	DRLED-RA1

2. Order optional equipment (if necessary).

MS4000	100-watt electronic mini-siren with intersection clearing feature
MS100-01	100-watt DynaMax speaker with standard bail bracket mount kit
352022	6-pack LED Light head includes mounting bracket and 5' cable
650201	(2) 6-amp loads with 8 flash pattern choices
CS1S2	2 pair strobe tubes (clear) with (1) SPS4P power supply & (4) 16' cables

TECHNICAL SPECIFICATIONS

MODEL	VOLTS	LIGHT SOURCE	AMP DRAW
All Red	12.8	LED	1.3 amps (peak)
All Amber	12.8	LED	1.3 amps (peak)
All Blue	12.8	LED	1.0 amp (peak)
Red/Blue	12.8	LED	1.2 amps (peak)
Red/Amber	12.8	LED	1.3 amps (peak)
Dimensions			
Length	11.65"	29.6 cm	
Width	.975"	2.5 cm	
Height	4.75"	12.1 cm	
Weight	1.5 lbs.	0.7 kg	

AVAILABLE PATTERNS

1. Solid Steady Burn
2. Solid Single Flash
3. Center-Out, Single Flash
4. Center Single, Outside Dual Flash
5. Center Dual, Outside Dual Flash
6. Center Quad, Outside Quad Flash
7. Alternating Quadrant Flash
8. Sequential Quadrant Flash (Sweep)
9. Center Out, Progressive Flash (Progressive Speed)
10. Center Dual, Outside Quad Flash
11. Center Dual, Single Outside Flash
12. Side-to-Side Alternating Flash



Tough durable switches allow for operation of either side vehicle visor

Please visit our web site at www.fedsig.com to learn more about the Delta Ray visor light, and other high-tech products from Federal Signal.

FEDERAL SIGNAL CORPORATION
Emergency Products

An ISO 9001 Certified Supplier
2645 Federal Signal Drive, University Park, IL 60466-3195
Tel: (800) 264-3578 • Fax: (800) 682-8022
Web: www.fedsig.com

Cuda TriOptic and DynaMax are trademarks of Federal Signal Corporation.
©2003 Federal Signal Corporation